






**Year 1 Homework**  
**Week ending 17.3.23**



Dear Parents and Carers,

This week in English, the children have written a story similar to Where the Wild Things Are. The children have worked hard to ensure they have used capital letters, finger spaces, full stops as well the rich vocabulary they have been introduced to. We have also encouraged the children to take responsibility for checking their work by using the sentence checker (attached below) to ensure their sentences were punctuated correctly and made sense.

				
Finger spaces	Correct letter size and shape	Punctuation	Word choices	Read aloud

In Maths, We have explored weight and mass this week introducing the children to the language heavier and lighter allowing them to compare the weight of two objects. We solved a range of problems related to weight and mass.

As part of our Bright Lights, Big City learning we will soon be building London Taxis in class. To do this we require some cardboard boxes.

**If you have any spare cardboard boxes it would be appreciated if they could be brought into school.**

*\*Please be mindful that none of the boxes have contained nuts as we have children in school with severe nut allergies.*

Thank you for your support,  
Mr Young and Mr Hamm

**ACTIVITIES**

**Reading** – Read your Bug Club active learn book, reading book from school or your reading for pleasure book.

**Maths** – Visit Mathletics and login using the details inside your homework book. Click explore and select 'Length, Mass and Volume'. Select 'Everyday Mass' and complete the questions!

**English** – Play the '-ed' suffix game attached! Once you complete the game pick three of the words you have changed and use them in a sentence. Don't forget to use a capital letter and a full stop!

## Instructions:

Use counters and a dice to play this fun '-ed' suffix game. Each player rolls the dice and moves their counter along the board. Each time a player lands on a word, they must write down the new form of that word using the '-ed' suffix. Be careful, as sometimes the new '-ed' suffix might mean that you have to only add a '-d', or it might need an extra consonant. Good luck!

