

## Home Learning Procedure 2020



### Guidance to support pupils and families during a school closure

1. INTRODUCTION
2. HOME LEARNING FOR FOUNDATION 1 TO YEAR 2
3. PURPLE MASH
4. BUG CLUB ACTIVE LEARN
5. MATHLETICS
6. TWINKL RESOURCES
7. FURTHER RESOURCES
8. TAPESTRY
9. COMMUNICATION
10. TWITTER

#### **1. Introduction**

This booklet will provide parents and carers with guidance on how to support children at home during a school closure. Please note that the procedures outlined in this guide will begin on Monday 20<sup>th</sup> March 2020 until the school is instructed to reopen for all pupils. We appreciate that each family's own circumstances will influence the nature of any time away from school and it will be the parents and carers best judgements as to the amount of work the children complete.

## **2. Home Learning Foundation 1 to Year 2**

You have already received a home learning pack on Friday 20th March when school closed.

As of Monday 20th April all home learning will be available on the school website.

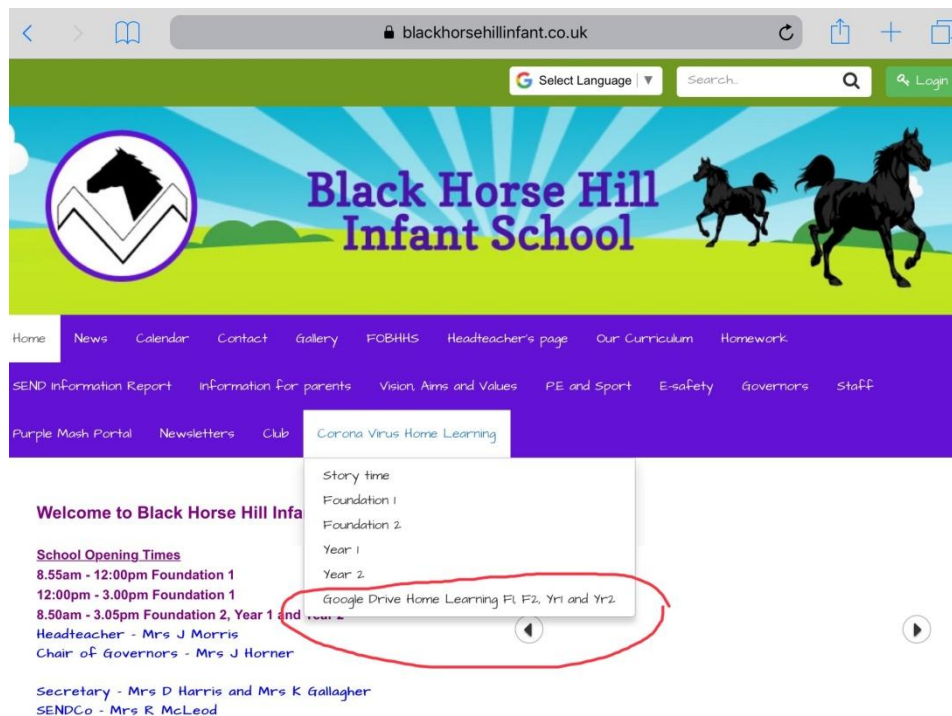
For resources to support your child's learning at home, please go to our school website:  
[www.blackhorsehillinfant.co.uk](http://www.blackhorsehillinfant.co.uk)

Click on the Home Learning tab at the top of the homepage

Select 'Home Learning F1, F2, Yr1 and Yr2'

Click on the Google Drive

Select your child's year group



All home learning activities will be available here

During the school closure, your child's class teacher will plan learning in blocks of two weeks. There will also be a project that will take longer than two weeks. All learning will be accessible on the Home Learning pages via the Google Drive.

### 3. Purple Mash

Your child has a subscription to **Purple Mash** which hosts a variety of curriculum focused activities, creative tools, programs and games to support and inspire creative learning.

There is a link on the school website



Please enter the username and password that has been sent home with your child.

A screenshot of the Purple Mash login form. It features two input fields: 'Username' and 'Password'. Below these fields is a purple 'Log in' button. At the bottom of the form, there are three links: 'Forgot password?', 'Having trouble?', and 'Register parent'.

If you need a reminder of your child's login details, please contact Mr Young via email or your child's class teacher via the email address referenced at the end of this document.

Class teachers may direct pupils to complete specific activities (2Dos) within Purple Mash. When a task has been set by the class teacher, it will appear in the top tool bar as an alert.



Additionally, your child may wish to use the search bar within Purple Mash to explore more activities if desired.

#### 4. Bug Club Active Learn

Your child has a username and password for Active Learn where they can access online copies of the school reading scheme. Your child's class teacher will allocate books.

<https://www.activelearnprimary.co.uk/login?c=0>



#### Sign in

Your browser settings do not seem to allow cookies. It looks like you need to [enable browser cookies](#) or [make an exception for this page](#).

Username

Password  Show

School code (Primary schools only)

[Forgot your username or password?](#)

Sign in

Don't forget to include the school code! **6kmt**

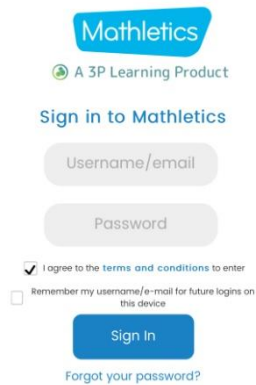
If you need a reminder of your child's login details, please contact your child's class teacher via the email address referenced at the end of this document.

## 5. Mathletics

Your child has a username and password for Mathletics were they can access interactive activities, games and challenges.

You can download the Mathletics App for iPads or access online.

[www.mathletics.co.uk](http://www.mathletics.co.uk)



The image shows the Mathletics login page. At the top is the Mathletics logo, a blue rounded rectangle with the word 'Mathletics' in white. Below the logo is a green circular icon with a leaf-like shape inside, followed by the text 'A 3P Learning Product'. Underneath is the text 'Sign in to Mathletics'. There are two input fields: the first is labeled 'Username/email' and the second is labeled 'Password'. Below these fields are two checkboxes. The first checkbox is checked and has the text 'I agree to the terms and conditions to enter'. The second checkbox is unchecked and has the text 'Remember my username/e-mail for future logins on this device'. Below the checkboxes is a blue button with the text 'Sign in'. At the bottom is a link that says 'Forgot your password?'.

If you need a reminder of your child's login details, please contact your child's class teacher via the email address referenced at the end of this document.

## 6. Twinkl Resources

Twinkl are providing parents and carers with free access to their full collection of over 525,000 learning resources. The resources provide entire schemes of work, lesson planning, assessments right through to online educational games and augmented reality. Follow these instructions to access the full database:

- Go to [www.twinkl.co.uk/offer](http://www.twinkl.co.uk/offer)

### New to Twinkl?

Create an account and subscribe to premium:

Email address:

Password:

Occupation:  


Please select...

Offer Code


Signup & Subscribe now!


By clicking on 'Signup & Subscribe now!', you are agreeing to our Terms and Conditions, confirming that you have read our Privacy Policy and to receiving helpful educational materials, updates and support by email. You can change your email preferences or unsubscribe at any time in the Contact Preferences area of the site.

- Enter your email, password and occupation
- Enter the offer code CVDTWINKLHELPS



Search 500,000+ resources



EN 

Home Learning Hub

Planning

Curriculum Aims

EYFS

KS1

KS2

KS3/4

SEND

EAL

Create

Once logged in, you can search the entire database of resources which will **expire in 1 month from the date you subscribed**

## 7. Further Resources

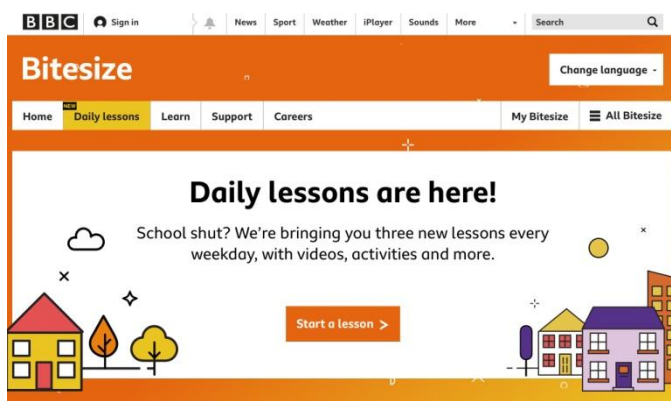
We will keep you up to date with any new resources that become available via Twitter @BHHInfant and on the school website in the home learning pages

Here are some websites that you might find useful

phonicsplay.co.uk




www.bbc.co.uk



## **8. Tapestry**

Foundation 1 and Foundation 2 parents and carers are familiar with tapestry and how we use it to upload photographs and observations of children. We will be using the app to keep in touch. Please remember that everything that you do is providing a learning opportunity for your child and they are continually learning new things about the world around them.



If you need any help accessing TAPESTRY then please contact your child's class teacher via the email address referenced at the end of this document.

## **9. Communication**

During school hours (Mon-Fri, 9.00-15.30), you can email your child's class teacher to share learning and to ask for advice about your child's learning. The class teacher will aim to respond to you as soon as possible within school hours.

F1 Mrs Honeybourne- [shoneybourne@blackhorsehill-infant.wirral.sch.uk](mailto:shoneybourne@blackhorsehill-infant.wirral.sch.uk)

F2BE Mrs Bancroft- [sbancroft@blackhorsehill-infant.wirral.sch.uk](mailto:sbancroft@blackhorsehill-infant.wirral.sch.uk)

F2SLP Mrs Lucan- [snolan@blackhorsehill-infant.wirral.sch.uk](mailto:snolan@blackhorsehill-infant.wirral.sch.uk)

Yr1 Mr Young- [chrisyoung@blackhorsehill-infant.wirral.sch.uk](mailto:chrisyoung@blackhorsehill-infant.wirral.sch.uk)

Yr1 Mrs Mcleod- [rachel@blackhorsehill-infant.wirral.sch.uk](mailto:rachel@blackhorsehill-infant.wirral.sch.uk)

Yr2 Mrs Fitzgerald- [jfitzgerald@blackhorsehill-infant.wirral.sch.uk](mailto:jfitzgerald@blackhorsehill-infant.wirral.sch.uk)

Yr2 Miss Murphy- [tmurphy@blackhorsehill-infant.wirral.sch.uk](mailto:tmurphy@blackhorsehill-infant.wirral.sch.uk)

Please note that these email addresses will only be active during the period of school closure and will only be accessed by teachers during school hours. Please understand that the teachers' ability to respond to emails in a timely manner is dependent on their personal circumstances. Communication can also be directed to [schooloffice@blackhorsehill-infant.wirral.sch.uk](mailto:schooloffice@blackhorsehill-infant.wirral.sch.uk) and we will forward your enquiry to the member of staff who is able to help.



Child Protection and Safeguarding concerns should be directed to [schooloffice@blackhorsehill-infant.wirral.sch.uk](mailto:schooloffice@blackhorsehill-infant.wirral.sch.uk)

Alternatively, parents and carers can refer child protection concerns directly to the **Integrated Front Door: 0151 606 2008** (9am-5pm). Outside of these hours call 0151 **677 6557**. In an emergency always dial **999**.

We will continue to keep you up to date with all the latest information.

## **10. Twitter**

In order to keep Black Horse Hill Infant Schools Twitter feed up and running, it would be lovely to have examples of the children's home learning and activities to share. You can email photographs and messages to [rachel@blackhorsehill-infant.wirral.sch.uk](mailto:rachel@blackhorsehill-infant.wirral.sch.uk) or [schooloffice@blackhorsehill-infant.wirral.sch.uk](mailto:schooloffice@blackhorsehill-infant.wirral.sch.uk) and we will send a tweet to the school community on your behalf. Alternatively, please remember to tag us into any school related tweets that you send, '@BHHInfant'.



## **Key Contacts**

NHS 111

NHS 111 online <https://111.nhs.uk/covid-19>

DfE Helpline: **0800 046 8687** (questions about COVID-19 related to education, open 8am-6pm Monday - Friday)

Email: [DfE.coronavirushelpline@education.gov.uk](mailto:DfE.coronavirushelpline@education.gov.uk)

Public Health England North West: **0344 225 0562**

Our preferred method of communication during a school closure is email. We will use email and text messages to send you important information and updates. If your contact details change during school closures can you please email the school office to let them know.

We wish to reiterate that the purpose of the school closure is to ensure that all families are given the opportunity to fully observe the restrictions observed by the government, to protect our health and to ensure our safety. This is most important of all.

Look after yourselves and each other. We look forward to seeing you back in school soon. Stay Safe.